

**WILWOOD RACING**  
**wilwood**  
ESTABLISHED 1977

THE MOST **WIDELY USED BRAKES** IN ALL MOTORSPORTS

**ASPHALT  
OVAL  
PRODUCT CATALOG**



**wilwoodracing.com**



## Pavement Late Model — We've Got You Covered!

Whether you call them pavement late models, or asphalt late models, these cars represent some of the most exciting racing that can be seen not only in the USA, but around the world where short track late model stock cars compete. It also represents one of the biggest challenges for brake systems and components.



Since 1977, Wilwood Engineering has been at the forefront of high-performance disc brake technology and is the most widely used brake brand in motorsports. Located in Camarillo, California, Wilwood is proud to be an American manufacturer that designs and builds all its products locally. Our engineering department uses the latest computer-aided design and manufacturing techniques with finite element analysis (FEA), dynamic testing, and cycle test equipment to find higher performance and more reliable solutions to the most difficult braking tasks, racing. Our extensive inventory of proprietary on-the-shelf components permits us to provide very cost-effective solutions to various needs. We have developed a substantial matrix of brake components and engineering techniques that allow us to quickly and reliably create brake systems for almost any application.

The products defined in this catalog are applicable to the full spectrum of fabricated tube frame and stock frame clip race cars using modified suspensions and aftermarket brake systems. They are the results of four decades of dedication by Wilwood in delivering the finest short track racing products available. Our complete product line may be browsed on our website, [www.wilwoodracing.com](http://www.wilwoodracing.com), which is the most comprehensive within the racing and performance aftermarket industries. Searching for parts is simple, and if you can't find what you're looking for, **please contact:**

### Your Wilwood Race Support Professional

**DAVE BRZOWSKI**  
Motorsports Manager  
(805) 388-1188 ext. 311  
[dbrzozowski@wilwood.com](mailto:dbrzozowski@wilwood.com)

**DISCLAIMER:** Wilwood engineers brake kits and components for a wide variety of racing and high performance driving applications. It is the responsibility of the end user to choose the parts that are best suited for the braking demands encountered by his or her vehicle. Vehicle speed and weight, along with environmental conditions should always be taken into account when selecting and installing the kit or component that's right for you.

# CALIPERS



**XRZ4R Radial Mount  
Pad Plate No. 10420**

**0.81" Rotor Width**

**120-16467**

1.38 Piston Dia.

**120-16465**

1.50 Piston Dia.

**120-16462 (R)**

**120-16463 (L)**

1.88/1.75 Piston Dia.

**1.25" Rotor Width**

**120-16466**

1.38 Piston Dia.

**120-16464**

1.50 Piston Dia.

**120-16460 (R)**

**120-16461 (L)**

1.88/1.75 Piston Dia.



**D154-R Single  
Piston Floater  
Pad Type D154**

**1.04" Rotor Width**

**120-14876**

2.00 Piston Dia.

**120-13900**

2.50 Piston Dia.

**RADIAL MOUNTS**



**250-6309**

Std. FSL4R/6R & XRZ

**249-16484/85**

10 deg. XRZ only

**249-16488/89**

5 deg. FSL4R/6R & XRZ



**FSL4R Radial Mount  
Pad Plate No. 7420**

**0.81" Rotor Width**

**120-13234**

1.12 Piston Dia.

**120-13233**

1.25 Piston Dia.

**120-13826 (R)**

**120-13827 (L)**

1.88/1.75 Piston Dia.

**1.25" Rotor Width**

**120-13227 (R)**

**120-13228 (L)**

1.88/1.75 Piston Dia.

**120-13232**

1.25 Piston Dia.

**120-13229 (R)**

**120-13230 (L)**

1.88/1.62 Piston Dia.



**D52-R Single  
Piston Floater  
Pad Type D52**

**0.81" Rotor Width**

**120-15607**

2.38 Piston Dia.

**120-15610**

2.75 Piston Dia.

**1.04" Rotor Width**

**120-15608**

2.38 Piston Dia.

**120-15611**

2.75 Piston Dia.

**1.28" Rotor Width**

**120-15609**

2.38 Piston Dia.

**120-15612**

2.75 Piston Dia.



**FSL4R/ST Radial Mount  
Thermlock Piston  
Pad Plate No. 7420**

**0.81" Rotor Width**

**120-13575**

1.25 Piston Dia.

**120-13828 (R)**

**120-13829 (L)**

1.88/1.75 Piston Dia.

**1.25" Rotor Width**

**120-13576**

1.25 Piston Dia.

**120-13263 (R)**

**120-13264 (L)**

1.88/1.75 Piston Dia.

**120-13265 (R)**

**120-13266 (L)**

1.88/1.62 Piston Dia.



**FSL6R & FSL6R/ST  
Radial Mount  
Pad Plate No. 7420**

**0.81" Rotor Width**

**120-13237 (R)**

**120-13238 (L)**

1.62/1.12/1.12 Piston Dia.

**1.25" Rotor Width**

**120-13235 (R)**

**120-13236 (L)**

1.62/1.12/1.12 Piston Dia.



**120-13267 (R)**

**120-13268 (L)**

**Thermlock Pistons**

1.25" Rotor Width

1.62/1.12/1.12 Piston Dia.



**Forged Superlite Internal  
Pad Plate No. 7420**

**0.81" Rotor Width**

**120-11125**

1.12 Piston Dia.

**120-11126**

1.25 Piston Dia.

**120-11128**

1.38 Piston Dia.

**120-11131**

1.62 Piston Dia.

**120-11134**

1.75 Piston Dia.

**120-11137 (R)**

**120-11138 (L)**

1.88/1.75 Piston Dia.

**120-13155 (R)**

**120-13156 (L)**

**Thermlock Pistons**

1.88/1.75 Piston Dia.

**1.10" Rotor Width**

**120-11129**

1.38 Piston Dia.

**120-11132**

1.62 Piston Dia.

**120-11135**

1.75 Piston Dia.

**1.25" Rotor Width**

**120-11127**

1.25 Piston Dia.

**120-11130**

1.38 Piston Dia.

**120-11133**

1.62 Piston Dia.

**120-11136**

1.75 Piston Dia.

**120-11329 (R)**

**120-11330 (L)**

1.88/1.75 Piston Dia.

**120-11331 (R)**

**120-11332 (L)**

**Thermlock Pistons**

1.88/1.75 Piston Dia.

**CALIPER MOUNTING BRACKETS AVAILABLE. VISIT [WWW.WILWOODRACING.COM](http://WWW.WILWOODRACING.COM)**

# ROTORs

IRON

Bolt Circle: 8 x 7.00



**160-2894 (R)**  
**160-2895 (L)**  
12.19 Diameter  
1.25" Width



**160-5863** 0.81" Width  
**160-5864** 1.25" Width  
11.75 Diameter  
**160-5865** 0.81" Width  
12.19 Diameter



**160-8343** 5.8 lbs  
**160-8814** 6.4 lbs  
11.75 Diameter  
1.25" Width

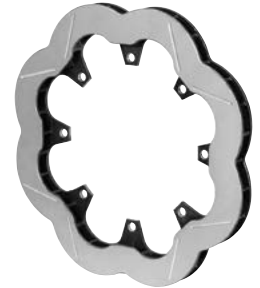


**160-0471** 11.75 Dia.  
**160-5841** 11.75 Dia.  
**160-0277** 12.19 Dia.  
**160-5843** 12.19 Dia.  
0.81" Width



**160-8135** 11.75 Dia.  
**160-8136** 12.19 Dia.  
0.81" Width

## SUPER ALLOY



**160-13373**  
11.75 Diameter  
0.81" Width



**160-0483**  
11.75 Diameter  
1.25" Width



**160-2898 (R)**  
**160-2899 (L)**  
1.25" Width  
11.75 Diameter



**160-15840**  
11.75 Diameter  
1.25" Width

# ROTORS

Bolt Circle: 8 x 7.00

SPEC-37




**160-11835 (R)**  
**160-11836 (L)**  
12.19 Diameter  
1.25" Width



**160-13497 (R)**  
**160-13498 (L)**  
11.75 Diameter  
1.21" Width



**160-16923**  
**160-16923-B**  
11.75 Diameter  
0.81" Width  
**DYNAMIC LUG MOUNT**



**160-11839 (R)**  
**160-11839-B (R)**

**160-11840 (L)**  
**160-11840-B (L)**  
12.19 Diameter  
1.25" Width



**160-13499 (R)**  
**160-13499-B (R)**

**160-13500 (L)**  
**160-13500-B (L)**  
11.75 Diameter  
1.21" Width



**160-16924 (R)**  
**160-16925 (L)**  
11.75 Diameter  
1.25" Width  
**DYNAMIC LUG MOUNT**



**160-12285 (R)** 11.75 Dia.  
**160-12286 (L)** 11.75 Dia.  
**160-12291 (R)** 12.19 Dia.  
**160-12292 (L)** 12.19 Dia.  
0.81" Width



**160-12283 (R)** 11.75 Dia.  
**160-12284 (L)** 11.75 Dia.  
**160-12289 (R)** 12.19 Dia.  
**160-12290 (L)** 12.19 Dia.  
0.81" Width



**160-16869 (R)**  
**160-16870 (L)**  
11.75 Diameter  
0.81" Width



**270-6513BC (R)**  
Coarse Wheel Studs



**270-6735BLS (F)**  
Long Coarse Studs



**270-6513C (R)**  
Coarse Wheel Studs



**270-6735BC (F)**  
Coarse Wheel Studs



**270-6513BLS (R)**  
Long Coarse Studs



**270-6735C (F)**  
Coarse Wheel Studs



**270-6513LS (R)**  
Long Coarse Studs



**270-6735LS (F)**  
Long Coarse Studs

## COMPONENTS



**270-13213**  
5-bolt Drive Flange with  
Oil Seal



**270-6733**  
5-bolt Drive Flange



**270-16183**  
5-bolt Camber Drive Flange  
2-Deg



**270-9498 / 270-6913**  
Bolt-on / Press-in Dust Caps





**270-12111C (R)**  
Coarse Wheel Studs with  
Adapter Plate



**270-12127C (F)**  
Coarse Wheel Studs with  
Adapter Plate with Snap Cap



**270-17461C (R)**  
Coarse Wheel Studs



**270-17462C (F)**  
Coarse Wheel Studs  
with Snap Cap

**ROTOR ADAPTERS**



**300-11211**  
Replacement Starlite 55XD  
5x4.50 BC



**300-14294**  
Zero Offset for  
Wide 5 hubs




**230-14414**  
Dynamic Mount Rotor Bolt Kit

**LUG-DRIVE DYNAMIC  
FLOATING ROTOR MOUNT**


**COMPONENTS**



**300-16922**  
Dynamic Lug Mount Rotor  
Adapter for Starlite 55XD  
Racing Hubs



**300-12561**  
Dynamic Lug Rotor Mounting  
and Snap Ring Kit



**300-16921**  
Dynamic Lug Mount  
Rotor Adapter for  
Starlite 55 Hubs

**230-17419**  
Rotor Adapter Bolt Kit

*For technical  
questions and  
more information:  
Dave Brzozowski  
(805) 388-1188  
ext. 311  
dbrzozowski@  
wilwood.com*

# PEDALS

## TRU-BAR



**340-16377** 5.25-6:1

Floor Mount **TRU-BAR** Brake Pedal-**ADJUSTABLE RATIO**



**340-16607** 4.75-5.75:1

Floor Mount **TRU-BAR** Brake and Clutch Pedal-**ADJUSTABLE RATIO**



**340-16386** 5.5-6.25:1

Reverse Swing Mount **TRU-BAR** Brake and Clutch Pedal-**ADJUSTABLE RATIO**



**340-16388** 5.50-6.25:1

Reverse Swing Mount **TRU-BAR** Brake Pedal-**ADJUSTABLE RATIO**



**340-15078** 6:1

Floor Mount **TRU-BAR** Brake Pedal



**340-15079** 7:1

Swing Mount **TRU-BAR** Brake Pedal



**340-15073** 5:1

**340-15074** 6.25:1

**340-15075** 6.25:1/5:1  
Reverse Swing Mount **TRU-BAR** Brake and Clutch Pedal



**340-15076** 5:1

**340-15077** 6.25:1

Reverse Swing Mount **TRU-BAR** Brake Pedal



**340-15072** 6.25:1

Swing Mount **TRU-BAR** Brake and Clutch Pedal



# PEDALS

## TRADITIONAL



**340-13833** 6:1  
Floor Mount Clutch/Brake  
Pedal



**340-16378** 5.25-6:1  
Floor Mount Clutch/Brake  
Pedal-ADJUSTABLE RATIO



**340-11299** 6.25:1  
**340-13835** 5.1:1  
**340-13836** 6.25:1/5.1:1  
Reverse Swing Mount Brake  
and Clutch Pedal



**340-11295** 6.25:1  
Swing Mount Brake and  
Clutch Pedal



**340-13832** 7:1  
Swing Mount Brake Pedal



**340-13831** 6:1  
Floor Mount Brake Pedal



**340-12509** 6.25:1  
**340-13837** 5.1:1  
Reverse Swing Mount Brake  
and Clutch Pedal



**340-13834** 7:1  
Swing Mount  
Clutch/Brake Pedal



**340-16920**  
Universal Tandem Mount  
Balance Bar Assembly

**PEDAL ACCESSORIES,  
PARTS, AND PADS AVAILABLE**

# MASTER CYLINDERS



**Compact Remote Flange Mount Master Cylinder with Plastic Reservoir - 1/8 NPT Outlet**

- 260-10371** 5/8"
- 260-10372** 3/4"
- 260-10373** 13/16"
- 260-10374** 7/8"
- 260-14784** 15/16"
- 260-10375** 1.00"
- 260-10376** 1-1/8"



**Compact Remote Flange Mount Master Cylinder-Banjo Outlet**

- 260-13618** 5/8"
- 260-13619** 3/4"
- 260-13620** 13/16"
- 260-13621** 7/8"
- 260-14787** 15/16"
- 260-13622** 1.00"
- 260-13623** 1-1/8"



**High Volume Master Cylinder**

- 260-6764** 3/4"
- 260-6765** 7/8"
- 260-6766** 1.00"



**GS Compact Integral MC**

- 260-15096** 5/8"
- 260-15097** .70
- 260-15098** 3/4"



**Residual Pressure Valve**

- 260-13706** 2 psi Blue
- 260-15365** 4 psi Gold
- 260-13707** 10 psi Red



**Lightweight Reservoir Kit**

- 260-16391** Direct Mount
- 260-16392** Remote Mount



**Billet Res. Bracket**

- 250-16872** Single
- 250-16393** Dual
- 250-16874** Triple



**220-13130**

**Master Cylinder Fitting**



**400-15671**

**Temperature Strips**

**COMPACT REMOTE COMBINATION & HV VOLUME MC REBUILD KITS AVAILABLE**

**DISCLAIMER:** Wilwood engineers brake kits and components for a wide variety of racing and high performance driving applications. It is the responsibility of the end user to choose the parts that are best suited for the braking demands encountered by his or her vehicle. Vehicle speed and weight, along with environmental conditions should always be taken into account when selecting and installing the kit or component that's right for you.

# BRAKE PADS



## No-Bleed Quick Disconnect Fitting

Dry Break Quick Connect/  
Disconnect -3 AN Fittings

**260-16771** Kit  
**260-16770** Female  
**260-16769** Male



**260-8419**

Knob Proportioning Valve



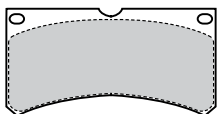
**260-8420**

Lever Proportioning Valve

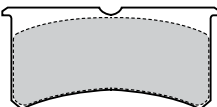


Brake Pressure  
Gauge

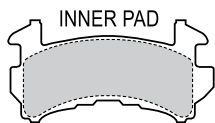
**260-0966**



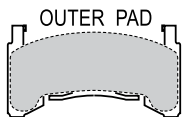
**Pad Plate No. 10420**  
**150-30-10420K** BP-30  
**150-35-10420K** BP-35  
**150-40-10420K** BP-40  
**150-45-10420K** BP-45



**Pad Plate No. 7420**  
**150-28-7420K** BP-28  
**150-30-7420K** BP-30  
**150-35-7420K** BP-35  
**150-40-7420k** BP-40  
**150-45-7420k** BP-45

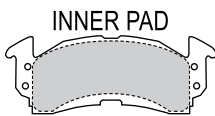


INNER PAD




OUTER PAD

**Pad Plate No. D154**  
**150-28-D154K** BP-28  
**150-30-D154K** BP-30  
**150-35-D154K** BP-35  
**150-40-D154K** BP-40  
**150-45-D154K** BP-45



INNER PAD



OUTER PAD

**Pad Plate No. D52**  
**150-30-D52K** BP-30  
**150-40-D52K** BP-40



**Brake Fluids and  
Brake Bleed Bottle**

**290-16353** XR Race-Only  
**290-6209** EXP 600 Plus  
**290-0632** HI-TEMP 570  
**260-16018** Bleed Bottle

**FOR MORE BRAKE PAD  
INFORMATION, VISIT  
[WWW.WILWOODRACING.COM](http://WWW.WILWOODRACING.COM)**

# NOTES



P/N: CAT-AOVAL | Rev. 10/30/2024



| BRAKE KITS | CALIPERS | ROTORS | MASTER CYLINDERS | PEDALS | PRESSURE VALVES | HATS | BRAKE FLUID |  
| BRAKE PADS | HUBS | PROSPINDLES | BRAKE LINES | FLEXLINES | PARKING BRAKES | HARDWARE |

SCAN & EXPLORE



**RACING**  
**wilwood**  
ESTABLISHED 1977

805.388.1188 | [wilwoodracing.com](http://wilwoodracing.com) |     