

WIDE 5 STARLITE 55XD LUG-DRIVE HUBS

Wilwood's Starlite Wide 5 "bubble" hub has been the standard in short track racing for over 40 years. It is the preferred foundation when building your race car's brakes. The **Starlite 55XD** Lug-Drive hub combines three Wilwood innovations to create a strong, light racing hub for the most demanding race tracks.

The Starlite 55 series is an evolution of Wilwood's original lightweight Starlite II hub which quickly became a benchmark. With its five-bolt drive flange and Snap-Cap, The Starlite 55 is one of the strongest, lightest Wide 5 hubs, and the **55XD** is lighter still.

The **Starlite 55XD** version reduces weight with just five rotor mount bolts at the hub's reinforced center, which also reduces brake torque loading to the hub body. A lightweight forged aluminum adapter plate bolts to the hub.


Wilwood's Lug-Drive dynamic floating rotor mount is a simpler, lighter system eliminating rotor bolts, T-nuts, bobbins, and safety wire. Drag and road race cars have used Wilwood's Lug-Drive system for years, and more than a season of extensive testing has been done on top circle track cars.

Starlite 55XD rear hubs use our five-bolt axle drive flange instead of the traditional eight-bolt design. This eliminates the weight of three steel bolts and the reinforced bosses they screw into.

Starlite 55XD front hubs eliminate all the bolts and bosses with the Snap-Cap. A lightweight fiber-reinforced composite plastic cap snaps into place to keep out dirt.



Starlite 55XD Lug-Drive
Front Hub with Snap Cap
P/N [270-17462C](#)



Starlite 55XD Lug-Drive
Rear Hub (inboard view)
P/N [270-17461C](#)

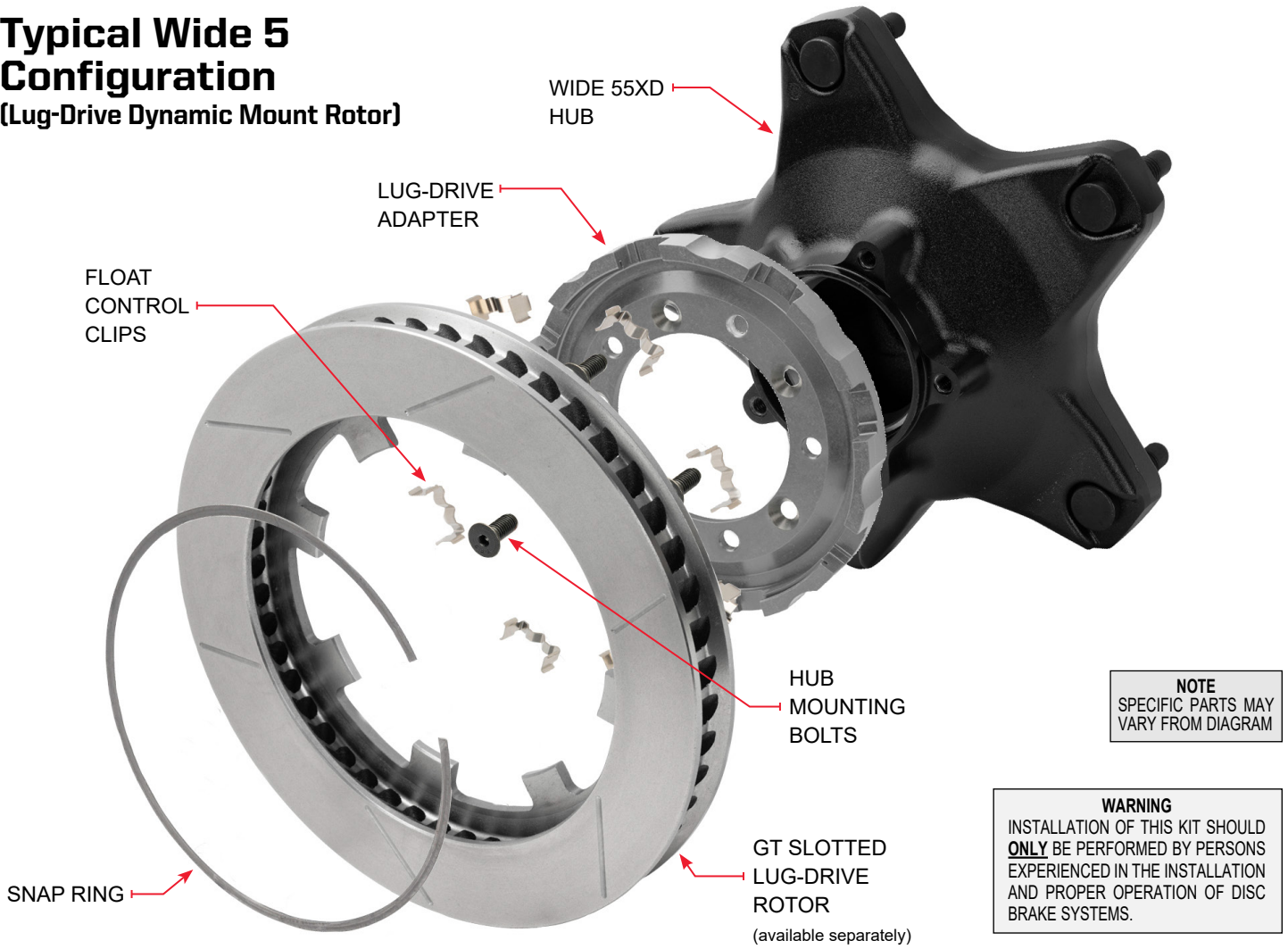


ORDERING INFORMATION: PH: 805.388.1188 • FAX: 805.388.4938 • [wilwood.com](#) • [info@wilwood.com](#)


HUB PART NUMBER	DESCRIPTION	AXLE	STUDS	FINISH
270-17461C	STARLITE 55XD with Lug-Drive Adapter	Rear	Coarse	Black E-Coat
270-17462C	STARLITE 55XD with Lug-Drive Adapter	Front	Coarse	Black E-Coat

ROTOR PART NUMBER	DESCRIPTION	MOUNTING	SIZE	MATERIAL
160-16923	GT Slotted, 40 Straight Vane, Symmetrical Rotor	Lug-Drive	11.75" x .81"	Spec37 Iron Alloy
160-16924	GT Slotted, 48 Curved Vane, Right Side Rotor	Lug-Drive	11.75" x 1.25"	Spec37 Iron Alloy
160-16925	GT Slotted, 48 Curved Vane, Left Side Rotor	Lug-Drive	11.75" x 1.25"	Spec37 Iron Alloy

Typical Wide 5 Configuration (Lug-Drive Dynamic Mount Rotor)



Available Accessories:



ORDERING INFORMATION: PH: 805.388.1188 • FAX: 805.388.4938 • wilwood.com • info@wilwood.com

PART NUMBER	DESCRIPTION	AXLE	PART NUMBER	DESCRIPTION	AXLE
270-13213	Starlite 55 5-bolt Drive Flange with Oil Seal	Rear	270-9498	Starlite 55 5-bolt Dust Cap	Front
270-6733	Starlite 55 5-bolt Drive Flange	Rear	270-6913	Starlite 55 Press-in Snap Cap	Front
270-16183	Starlite 55 5-bolt Camber Drive Flange 2-Deg	Rear	270-2189C	Wide 5 - 2" Wheel Spacer	Both