

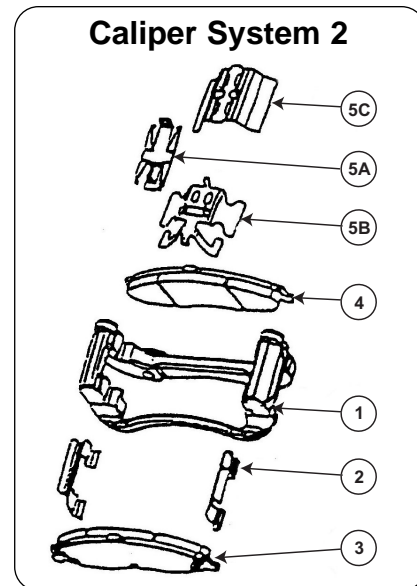
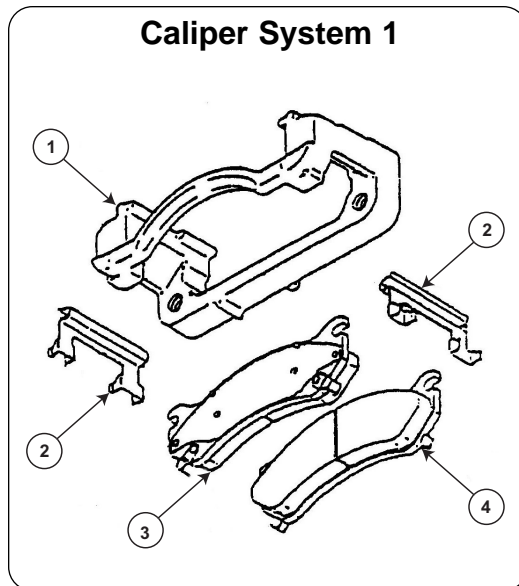
## CALIPER ABUTMENT CLIPS

**DO NOT DISCARD:** This kit contains premium O.E. style disc pad abutment clips. It is CRITICAL that these hardware clips be replaced when installing new disc pads. Symptoms of worn pads abutment clips include: premature or uneven pad wear, pulling and/or brake noise that may be a squeal or clicking sound. Shown below is the assembly diagram for the caliper abutment clips, system 2 on the right includes anti-rattle springs.

Pad axle set part number with pad type compound.      15Q-8011K      D732      Q PolyMatrix  
 15Q-8012K      D731      Q PolyMatrix

DRAWING LEGEND:

- 1 ABUTMENT BRACKET
- 2 PAD ABUTMENT SHIM
- 3 OUTER PAD ASSEMBLY
- 4 INNER PAD ASSEMBLY
- 5A, B, C ANTI-RATTLE SPRING (IF APPLICABLE)



4700 Calle Bolero • Camarillo, CA 93012 Sales: 805/388-1188 • Fax: 805/388-4938 • www.wilwood.com

DS-471 REV DATE: 10-02-03

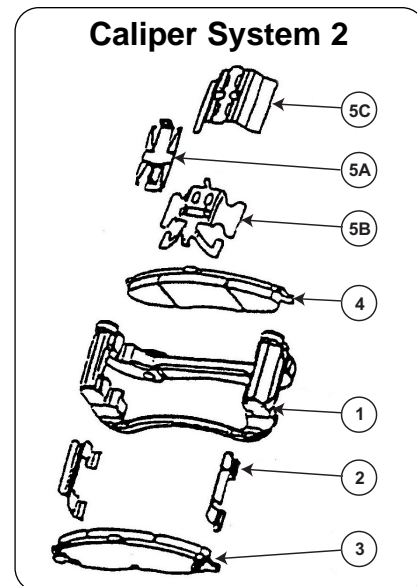
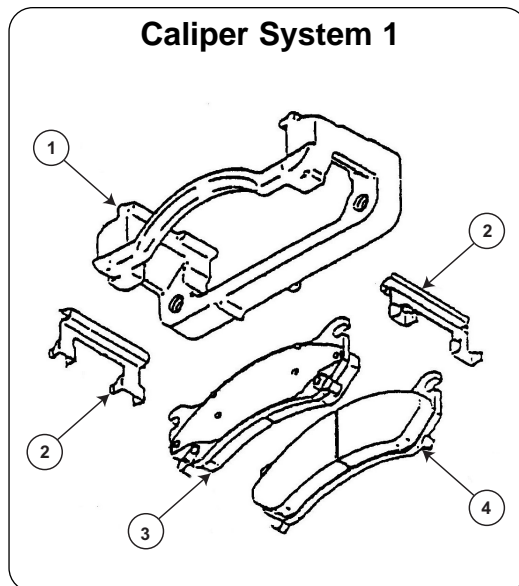
## CALIPER ABUTMENT CLIPS

**DO NOT DISCARD:** This kit contains premium O.E. style disc pad abutment clips. It is CRITICAL that these hardware clips be replaced when installing new disc pads. Symptoms of worn pads abutment clips include: premature or uneven pad wear, pulling and/or brake noise that may be a squeal or clicking sound. Shown below is the assembly diagram for the caliper abutment clips, system 2 on the right includes anti-rattle springs.

Pad axle set part number with pad type compound.      15Q-8011K      D732      Q PolyMatrix  
 15Q-8012K      D731      Q PolyMatrix

DRAWING LEGEND:

- 1 ABUTMENT BRACKET
- 2 PAD ABUTMENT SHIM
- 3 OUTER PAD ASSEMBLY
- 4 INNER PAD ASSEMBLY
- 5A, B, C ANTI-RATTLE SPRING (IF APPLICABLE)



4700 Calle Bolero • Camarillo, CA 93012 Sales: 805/388-1188 • Fax: 805/388-4938 • www.wilwood.com

DS-471 REV DATE: 10-02-03